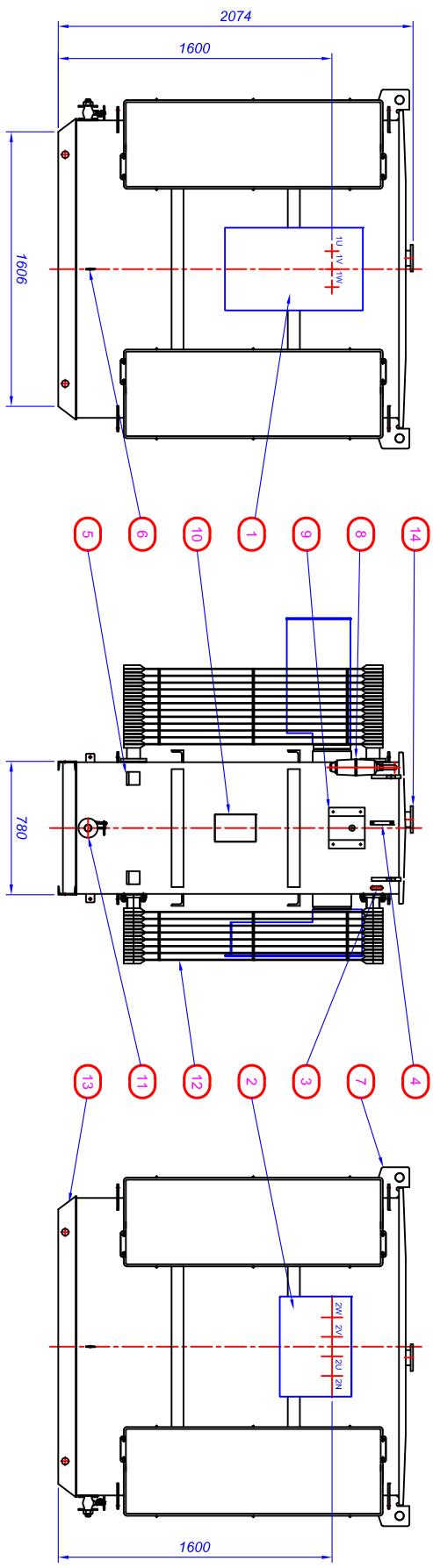
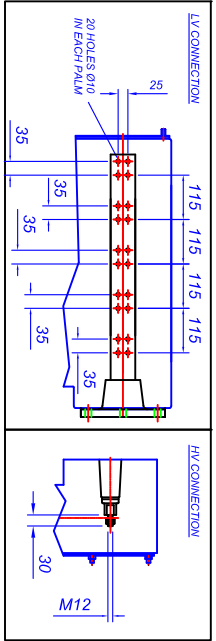


INFORMATION ONLY



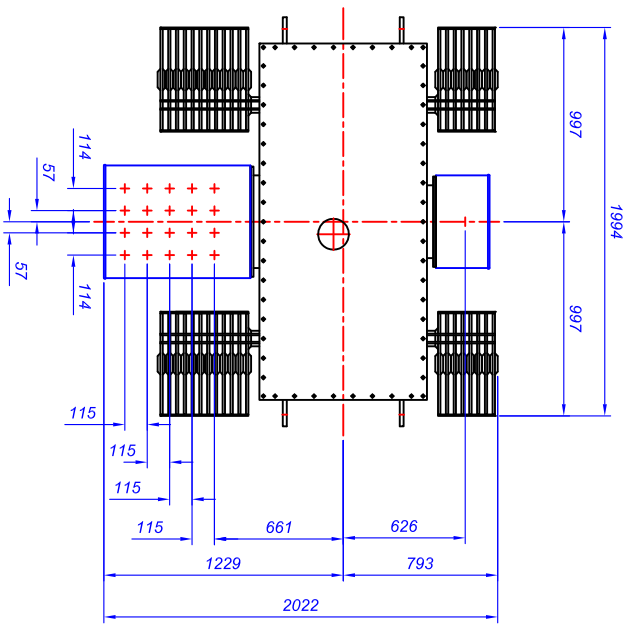
NOT APPROVED



ITEM	DESCRIPTION
1	HV CABLE BOX 3 POLE 1 GLAND (TERMINATION KIT REQD)
2	LV CABLE BOX 4 POLE 20 GLAND AIR FILLED
3	THERMOMETER POCKET
4	LIQUID LEVEL GAUGE
5	JACKING ANGLES
6	EARTH TERMINAL (ONE EACH SIDE)
7	MAIN LETTERS
8	SILICA GEL BREATHER (SUPPLIED LOOSE)
9	TAPPING SELECTOR CONTROL HANDLE (ENCLOSED IN COVER)
10	RATING AND DIAGRAM PLATE
11	1" BSP DRAIN VALVE AND PLUG
12	INTEGRAL TYPE RADIATOR - 1200 CENTRES, 10 PANELS
13	BASE SKIDS DRILLED FOR ROLLER AXLES
14	LIQUID FILLER PLATE

BOWERS JOB No.	OUTPUT	VOLTAGE RATIO	AMPERES	PHASES	FREQUENCY	VECTOR SYMBOL
-	2500 kVA	11000 / 415	131.2 / 3478	3	50Hz	Dyn11

ESTIMATED WEIGHTS	KG
CORE AND WINDINGS	3700
COOLING LIQUID 1506 LTRS	1250
TOTAL WEIGHT	6250



This drawing is COPYRIGHT and the property of Bowers Electricals Ltd. It must not be copied (in whole or in part) without prior written consent of the company. ©

TOLERANCE UNLESS OTHERWISE STATED
 ± 0.5mm FOR DIMENSIONS UP TO 250mm;
 ± 1.0mm FOR DIMENSIONS UP TO 1000mm;
 ± 2.0mm FOR DIMENSIONS OVER 1000mm.

Rev/No	Revision Note	Date	Spined	Checked

Bowers Electricals Ltd
 Humber Gate Road, DE75 7GX
 Tel: 01773 821531 Fax: 01773 716171
 Email: enquiries@bowerselec.co.uk

Drawn by	Checked by	Approved by	Job No	Date	Size
T. BARNS	M/N	A/T	STOCK	17/05/16	A2

GENERAL ARRANGEMENT OF
 2500kVA 11000/415V ONAN Dyn11
 COPPER WOUND
 ECO TRANSFORMER

DRG No. BET299

Scale 1:20

Revision 0

Sheet 1/1