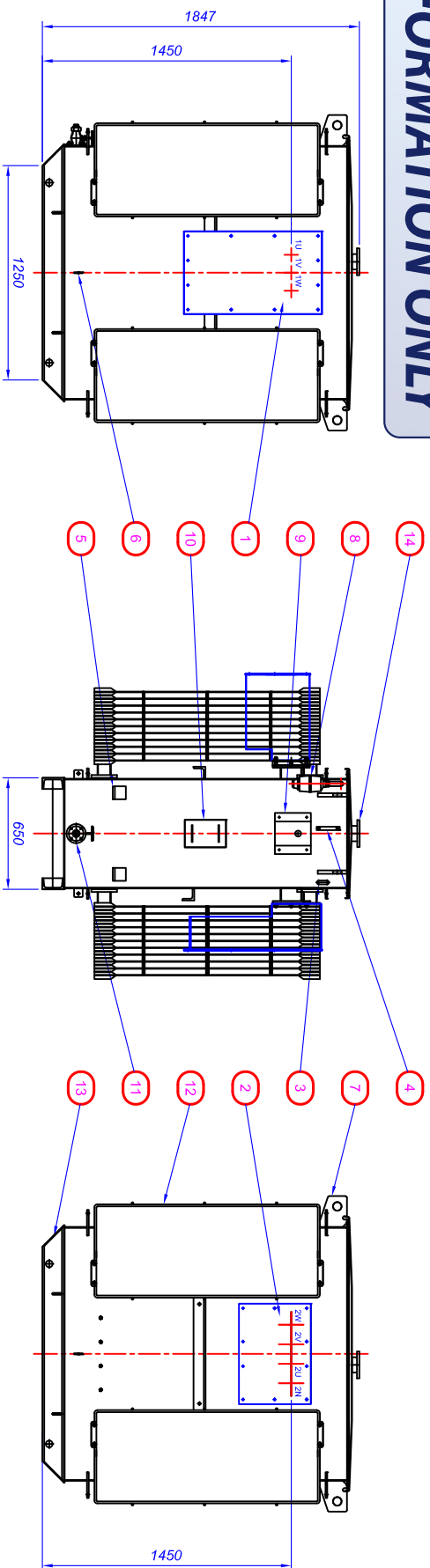
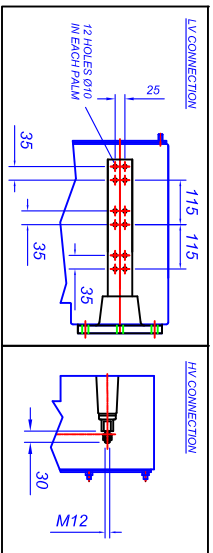


INFORMATION ONLY

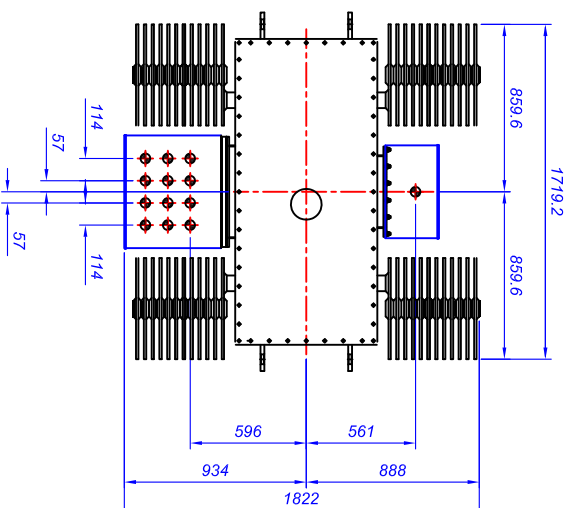


NOT APPROVED



ITEM	DESCRIPTION
1	HV CABLE BOX 3 POLE 1 GLAND (TERMINATION KIT REQD)
2	LV CABLE BOX 4 POLE 12 GLAND AIR FILLED
3	THERMOMETER POCKET
4	LIQUID LEVEL GAUGE
5	JACKING ANGLES
6	EARTH TERMINAL (ONE EACH SIDE)
7	MAIN LEADERS
8	SILICA GEL BREATHER (SUPPLIED LOOSE)
9	TAPPING SELECTOR CONTROL HANDLE (ENCLOSED IN COVER)
10	RATING AND DIAGRAM PLATE
11	1" BSP DRAIN VALVE AND PLUG
12	INTEGRAL TYPE RADIATOR, 1200 CENTRES, 12 PANELS
13	BASE SKIDS DRILLED FOR ROLLER AXLES
14	LIQUID FILLER PLATE

BOWERS JOB No.	
OUTPUT	1600 kVA
VOLTAGE RATIO	11000 / 415
AMPERES	83.98 / 2226
PHASES	3
FREQUENCY	50Hz
VECTOR SYMBOL	Dyn11
ESTIMATED WEIGHTS	
CORE AND WINDINGS	2865 KG
COOLING LIQUID	1175 LTRS
TOTAL WEIGHT	5140



This drawing is COPYRIGHT and the property of Bowers Electricals Ltd. It must not be copied (in whole or in part) without prior written consent of the company.

TOLERANCE UNLESS OTHERWISE STATED
 ± 0.5mm FOR DIMENSIONS UP TO 250mm;
 ± 1.0mm FOR DIMENSIONS UP TO 1000mm;
 ± 2.0mm FOR DIMENSIONS OVER 1000mm.

Rev/No	Revision Note	Date	Spined	Checked

Bowers Electricals Ltd
 Humber Gate Road, DE75 7GX
 Tel: 01773 231531 Fax: 01773 716171
 Email: enquiries@bowerselec.co.uk

Drawn by	Checked by	Approved by	Job No	Date	Size
M NEWTON	T BARRIS	A J HALL	STOCK	28/05/16	A2

GENERAL ARRANGEMENT OF 1600kVA 11000/415V ONAN Dyn11 COPPER WOUND ECO TRANSFORMER

DRG No. **BET297**

Scale 1:20

Revision 0

Sheet 1/1